



PUPIL'S OBJECTS

OBIECTELE ȘCOLARULUI

Ascultă și reține
care sunt
obiectele
școlarului!

carte



BOOK
[buk]

caiet



NOTEBOOK
[nəutbuk]

stilou



PEN
[pen]

computer



COMPUTER
[kəm'pjʊ:tə]

creion



PENCIL
['pensl]



ghiozdan




SCHOOL BAG
[sku:l bæɡ]

penar



PENCIL CASE
['pensl keɪs]

riglă



RULER
[ru:lə]

gumă de șters



RUBBER
[rʌbe]



Activities

POEM: BENJAMIN HAS A PENCIL

Benjamin has a pencil,
Benjamin has a pen,

Benjamin is drawing
Funny little men.



1 Circle the pupil's objects. / Încercuiește obiectele școlarului.



2 Ask your deskmate what are these objects. After he answers, switch the role.
Întrebă-l pe colegul de bancă ce sunt aceste obiecte. După ce răspunde, schimbăți rolurile.

What is this?

This is a book.



What is this?

This is a



3 In the picture below, circle the objects that are named.

În imaginea de mai jos, încercuiește obiectele numite.



BOOK

RULER

COMPUTER

PEN

RUBBER



Activities

The teacher reads the poem below and the children act according to the indications.

ACTION POEM

Teddy-bear, Teddy-bear, turn around!
 Teddy-bear, Teddy-bear, touch the ground!
 Teddy-bear, Teddy-bear, reach up high!
 Teddy-bear, Teddy-bear, wink one eye!
 Teddy-bear, Teddy-bear, slap your knees!
 Teddy-bear, Teddy-bear, sit down please!



1 Play dialogues with your deskmate. / *Interpretează dialoguri cu colegul de bancă.*

What is this?

This is a doll.



2 Repeat after your teacher. / *Repetă după profesor.*

A



AND

A



A



AND

A



3 What toys are there in their presents? / *Ce jucării sunt în cadourile lor?*





AT THE FARM

LA FERMĂ

Ascultă și reține
care sunt
animalele de la
fermă!

pisică



CAT

[kæt]

capră



GOAT

[gəʊt]

câine



DOG

[dɒg]

cal



HORSE

[hɔ:s]

fermier



FARMER

[fɑ:mə]

măgar



DONKEY

['dɒŋki]

porc



PIG

[pɪg]

oaie



SHEEP

[ʃi:p]

vacă



COW

[kaʊ]

șoarece



MOUSE

[maʊs]



Activities

Do you remember „Three little pigs” story? This is the song they were singing. /
Îți amintești de povestea „Cei trei purceluși”? Iată cântecul pe care îl cântau.



SONG

THE BIG BAD WOLF

Who's afraid of the big bad wolf,
Big bad wolf, big bad wolf,
Who's afraid of the big bad wolf?
Tra-la-la-la-la.



- 1 Help your teacher finish the sentences. / Ajută profesorul să termine propozițiile.

THIS IS A...



I LIKE THE...



THIS IS A BIG BAD...



I LIKE THE...



- 2 Make sentences and odd one out. / Alcătuiește propoziții și taie ce nu se potrivește.

THIS IS A BEAR.



TIP → Listen and watch the video “Who’s Afraid of the Big Bad Wolf”. (Nursery Rhymes)



3

How many ... can you see? Make sentences. („There are three lions.”)

Câți... poți să vezi? Alcătuieste propoziții. („Sunt trei lei.”)











SONG

THE MONKEY DANCE

1. Do the monkey
Do the monkey
Do the monkey
That's all right

2. Do the elephant
Do the elephant
Do the elephant
That's all right

Chorus: Jump to the front and back
Jump to the front and back
Jump to the front and back
That's all right



3. Do the tiger
Do the tiger
Do the tiger
That's all right

Chorus: Jump to the front and back
Jump to the front and back
Jump to the front and back
That's all right


TIP → Listen and watch the video “The Monkey Dance”. (Kids Song)



3

Follow the steps to draw the clown's face.

Urmează pașii pentru a desena fața clovnului.



4

Listen to your teacher and draw what's missing.

Ascultă profesorul și desenează ceea ce lipsește.



I HAVE TWO EARS.



I HAVE EIGHT LEGS.



I HAVE TWO LEGS.



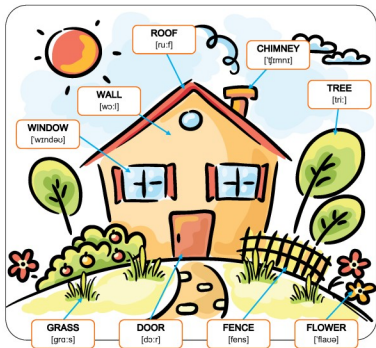
I HAVE ONE NOSE AND ONE MOUTH.





THE HOUSE

CASA



Activities

POEM: LITTLE MOUSE

Little mouse, little mouse,
Where's your little house?
Here is the door,
Under the floor.

